

# Installationsanleitung Instructions d'installation

**DIN-Modul MIDI**  
Module DIN MIDI





© 2022 by Connect Com


Änderungen, Irrtümer und Druckfehler vorbehalten. Alle Angaben sind ohne Gewähr. Die gezeigten Fotografien sind nicht maßstabsgetreu und keine detailgetreuen Abbildungen der jeweiligen Produkte.

Sous réserve de modifications, d'erreurs et de fautes d'impression. Toutes les indications sont fournies sans garantie. Les photographies présentées ne sont pas à l'échelle et ne représentent pas des images détaillées des produits respectifs

1. Befestigung  
Fixation





Befestigung optional  
Fixation optionale



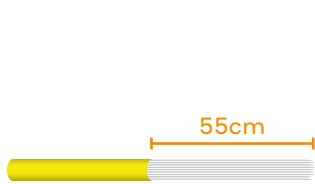
2. Deckel  
Couverture



3. Spleisspatchmodul  
Module à fusionner  
et à raccorder




2x  
max. 2.5mm





55cm




min. 2.5x





4. SpiderLINE Modul  
Module SpiderLINE



max. 2.5mm



L=30cm



**Connect Com AG**  
Wahlggenstrasse 4A  
6023 Rothenburg  
Schweiz  
+41 41 854 00 00  
info@ccm.ch  
www.ccm.ch

**Connect Com GmbH**  
Stegweg 36-38  
72622 Nürtingen  
Deutschland  
+49 7022 9607 100  
info@connectcom.de  
www.connectcom.de

**Connect Com SA**  
Route des Avouillons 30  
1196 Gland  
Suisse  
+41 21 804 66 22  
info@ccm.ch  
www.ccm.ch

